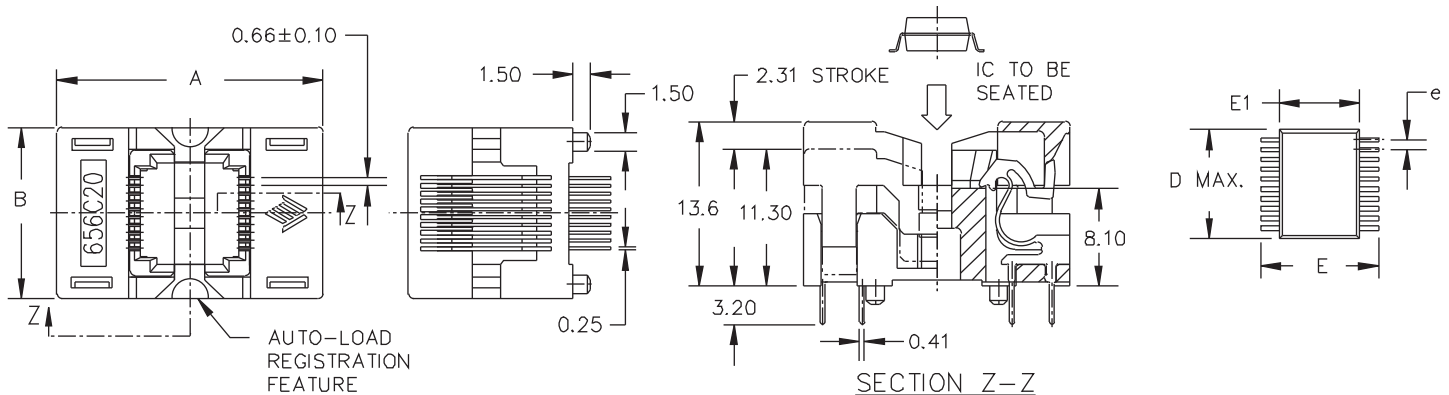





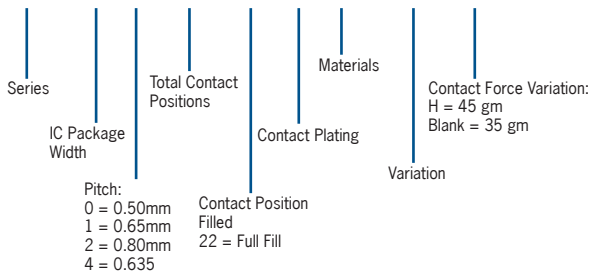
# 656 SERIES SSOP ZIF

- Open top, zero insertion force design for automatic loading
- Compact size for high board density
- Highly reliable, pre-loaded contacts
- Accommodate pitch sizes 0.50, 0.635, 0.65, and 0.80mm
- Optional thermal pin for package Heat Sink (consult factory)
- Thru hole design
- High force contact version (H) available for Pb free packages (single beam type)



## DESCRIPTION & ORDERING INFORMATION

**656 - X X XX XX X X - XXX X**



## MATERIALS & SPECIFICATIONS

- Socket Body: PES, PEI, LCP or Equivalent
- Contact: Beryllium Copper Alloy
- Contact Plating: Gold over Nickel
- Contact Normal Force: 35~45 grams
- Contact Resistance: 50 mΩ
- Dielectric: 600V AC for 1 minute
- Temperature Rating: 150°C
- Insulation Resistance: 5,000 MΩ @ 500V DC
- Durability: 10,000 cycles min.



# 656 SERIES SSOP ZIF

Lead Count	Pitch e (mm)	Package Dimensions (mm)			Part Number	Socket Dimensions (mm)	
		Width (E1)	Lead Tip to Tip (E)	Length (D)		Length (A)	Width (B)
8	0.65	3.00	4.90	3.00	656-1082211 (H)	18.80	9.00
10	0.50	3.00	4.88	2.97	656-0102211 (H)	24.60	7.75
16	0.65	5.30	7.80	6.20	656C1162211 (H)	22.00	12.90
16	0.65	5.30	7.80	6.20	656C1162211-001 (H)	22.00	12.90
20	0.65	5.30	7.80	7.20	656C1202211 (H)	22.00	14.20
20	0.65	5.30	7.80	7.20	656C1202211-001 (H)	22.00	14.20
20(depoc)	0.635	3.90	6.00	8.65	656-4242011 (H)	20.10	14.55
20(depoc)	0.635	3.90	6.00	8.65	656-4242011-001 (H)	20.10	14.55
24	0.65	5.30	7.80	8.20	656C1242211 (H)	22.00	15.50
24	0.65	5.30	7.80	8.20	656C1242211-001 (H)	22.00	15.50
24	0.65	5.60	7.60	7.80	656C1242211-009 (H)	22.00	15.50
24	0.65	3.90	6.00	8.65	*656J1242211	15.00	15.70
24	0.64	3.90	6.00	8.65	656-4242211 (H)	20.10	14.55
24	0.64	3.90	6.00	8.65	656-4242211-001 (H)	20.10	14.55
28	0.65	6.10	8.10	9.70	656S1322811 (H)	22.30	18.10
30	0.50	4.40	6.40	7.80	* 656J0302212	14.70	15.20
32	0.65	6.10	8.10	11.00	656S1322211 (H)	22.30	18.10
32	0.80	5.30	7.80	13.60	656C2322211 (H)	22.00	20.35
32(depoc)	0.65	7.50	10.30	11.10 max	* 656L1543212	19.30	25.00
32(depoc)	0.65	7.50	10.30	11.10 max	* 656L1543212T	19.30	25.00
32(depoc)	0.65	7.50	10.30	12.85 max	* 656L1543212-002	19.30	25.00
36(depoc)	0.65	7.55	10.30	12.79 max	* 656L1543612	19.30	25.00
36(depoc)	0.65	7.55	10.30	12.79 max	* 656L1543612T	19.30	25.00
36(depoc)	0.80	7.52	10.31	15.84 max	656D2443611-010 (H)	24.40	24.00
38	0.50	4.40	6.40	9.70	* 656J0382212	14.70	15.20
44	0.80	7.50	10.35	17.90	656D2442211 (H)	24.40	24.00
44	0.80	7.50	10.35	17.90	656D2442211-001 (H)	24.40	24.00
48(depoc)	0.50	6.20	8.10	12.70	* 656K0564811	28.20	20.00
52(depoc)	0.65	7.50	10.30	18.10 max	* 656L1545212	19.30	25.00
52(depoc)	0.65	7.50	10.30	18.10 max	* 656L1545212T	19.30	25.00
54	0.65	7.50	10.30	18.00 max	* 656L1542212	19.30	25.00
54	0.65	7.50	10.30	18.00 max	* 656L1542212T	19.30	25.00
56	0.50	6.20	8.10	14.00	* 656K0562211	28.20	20.00
56	0.80	13.30	16.00	23.85	* 656-2562211	24.10	28.00
60	0.50	7.46	10.50	15.46	* 656M0602212	19.50	22.50

\* Dual Contact Points (compatible with Pb free packages)  
(H) - compatible with Pb free packages