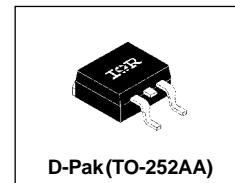


SCHOTTKY RECTIFIER

12 Amp



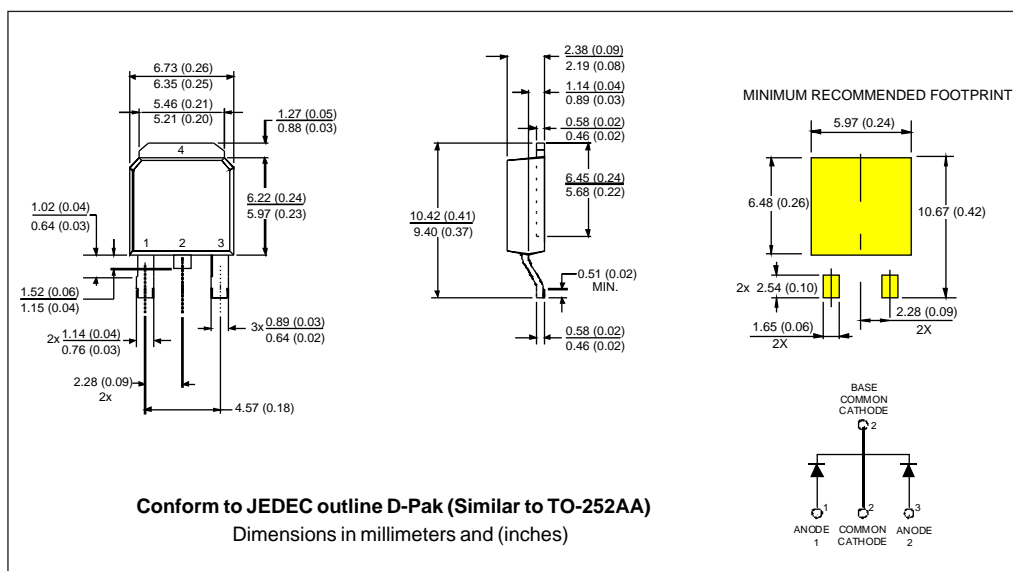
Major Ratings and Characteristics

Characteristics	12CWQ10FN	Units
$I_{F(AV)}$ Rectangular waveform	12	A
V_{RRM}	100	V
I_{FSM} @ $t_p = 5 \mu s$ sine	370	A
V_F @ 6 Apk, $T_J = 125^\circ C$ (per leg)	0.61	V
T_J range	-40 to 150	$^\circ C$

Description/Features

The 12CWQ10FN surface mount, center tap, Schottky rectifier series has been designed for applications requiring low forward drop and small footprints on PC board. Typical applications are in disk drives, switching power supplies, converters, free-wheeling diodes, battery charging, and reverse battery protection.

- Popular D-PAK outline
- Center tap configuration
- Small foot print, surface mountable
- Low forward voltage drop
- High frequency operation
- Guard ring for enhanced ruggedness and long term reliability



12CWQ10FN

Preliminary Data Sheet PD-20548 rev. A 05/98

International
IRF Rectifier

Voltage Ratings

Part number	12CWQ10FN
V_R Max. DC Reverse Voltage (V)	100
V_{RWM} Max. Working Peak Reverse Voltage (V)	

Absolute Maximum Ratings

Parameters	12CWQ...	Units	Conditions	
$I_{F(AV)}$ Max. Average Forward Current (Per Leg) * See Fig. 5 (Per Device)	6	A	50% duty cycle @ $T_C = 135^\circ\text{C}$, rectangular waveform	
	12			
I_{FSM} Max. Peak One Cycle Non-Repetitive Surge Current (Per Leg) * See Fig. 7	370	A	5 μs Sine or 3 μs Rect. pulse	Following any rated load condition and with rated V_{RRM} applied
	130		10ms Sine or 6ms Rect. pulse	

Electrical Specifications

Parameters	12CWQ...	Units	Conditions	
V_{FM} Max. Forward Voltage Drop (Per Leg) * See Fig. 1 (1)	0.78	V	@ 6A	$T_J = 25^\circ\text{C}$
	0.91	V	@ 12A	
	0.61	V	@ 6A	$T_J = 125^\circ\text{C}$
	0.71	V	@ 12A	
I_{RM} Max. Reverse Leakage Current (Per Leg) * See Fig. 2 (1)	1	mA	$T_J = 25^\circ\text{C}$	$V_R = \text{rated } V_R$
	4	mA	$T_J = 125^\circ\text{C}$	
$V_{F(TO)}$ Threshold Voltage	0.46	V	$T_J = T_J \text{ max.}$	
r_t Forward Slope Resistance	16.73	m Ω		
C_T Typ. Junction Capacitance (Per Leg)	183	pF	$V_R = 5V_{DC}$, (test signal range 100Khz to 1Mhz) 25°C	
L_S Typical Series Inductance (Per Leg)	5.0	nH	Measured lead to lead 5mm from package body	

(1) Pulse Width < 300 μs , Duty Cycle <2%

Thermal-Mechanical Specifications

Parameters	12CWQ...	Units	Conditions	
T_J Max. Junction Temperature Range	-40 to 150	$^\circ\text{C}$		
T_{stg} Max. Storage Temperature Range	-40 to 150	$^\circ\text{C}$		
R_{thJC} Max. Thermal Resistance (Per Leg) Junction to Case (Per Device)	3.0	$^\circ\text{C/W}$	DC operation	* See Fig. 4
	1.5			
wt Approximate Weight	0.3(0.01)	g(oz.)		
Case Style	D-Pak		Similar to TO-252AA	

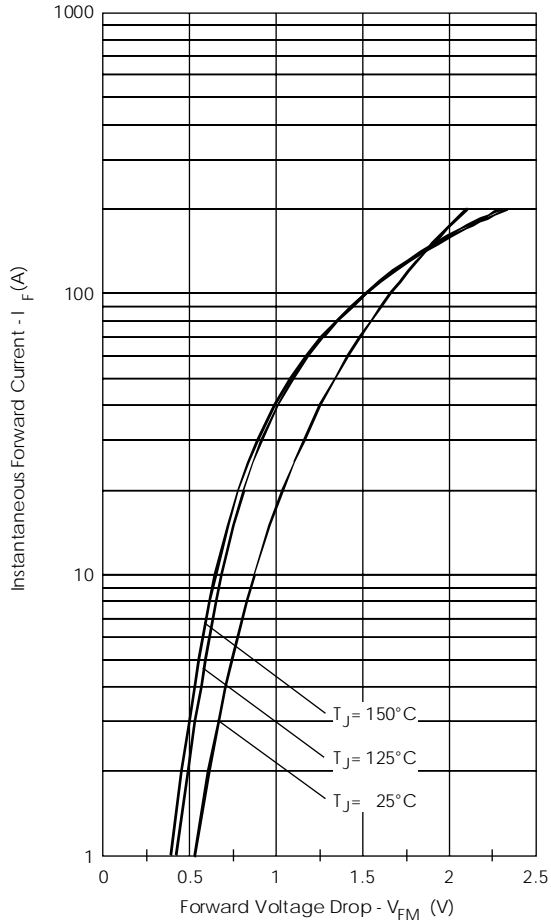


Fig. 1 - Max. Forward Voltage Drop Characteristics (Per Leg)

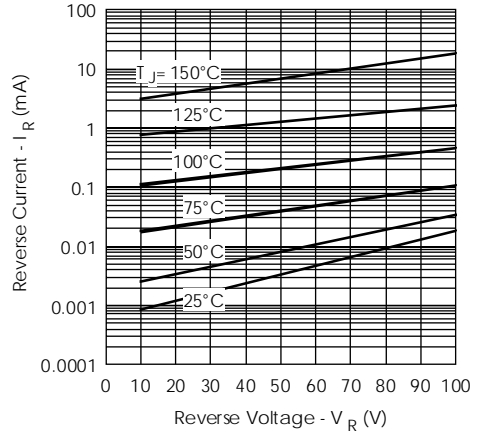


Fig. 2 - Typical Values Of Reverse Current Vs. Reverse Voltage (Per Leg)

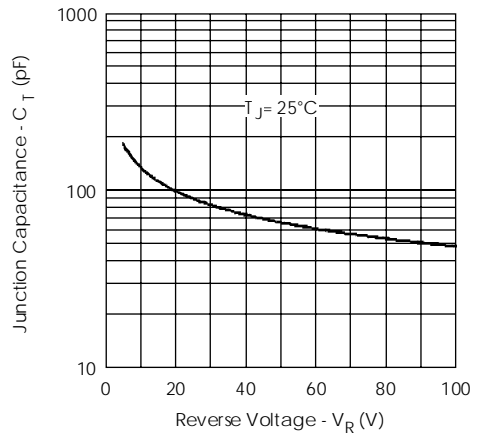


Fig. 3 - Typical Junction Capacitance Vs. Reverse Voltage (Per Leg)

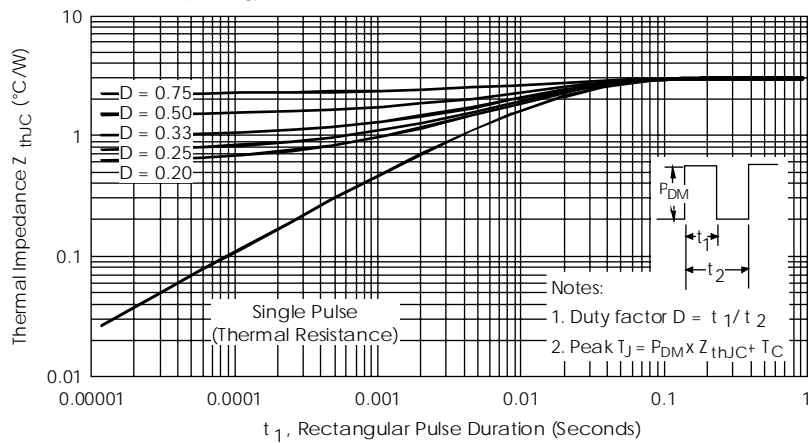


Fig. 4 - Max. Thermal Impedance Z_{thJC} Characteristics (Per Leg)

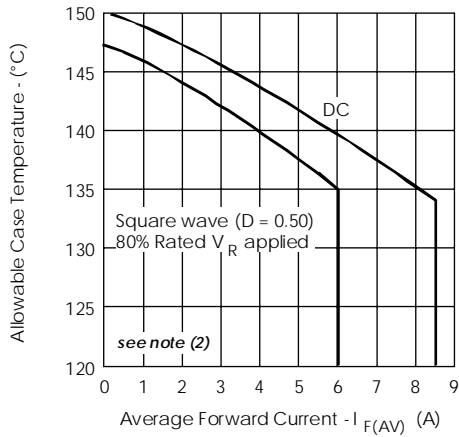


Fig. 5 - Max. Allowable Case Temperature Vs. Average Forward Current (Per Leg)

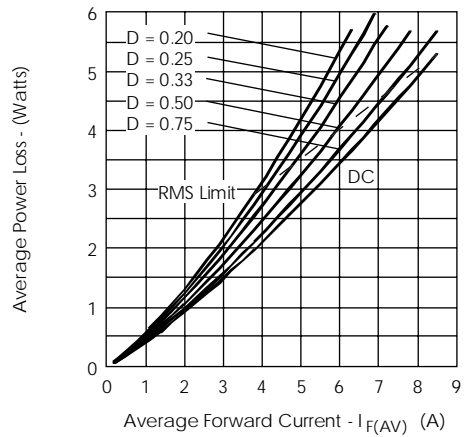


Fig. 6 - Forward Power Loss Characteristics (Per Leg)

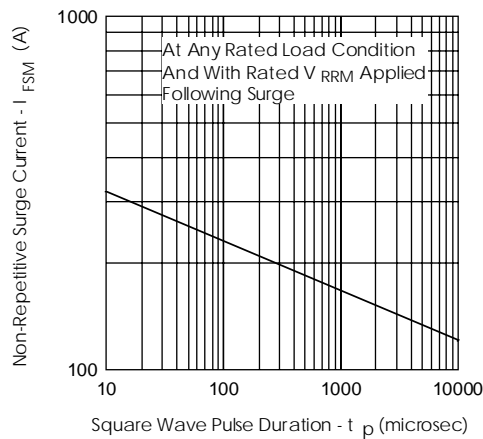


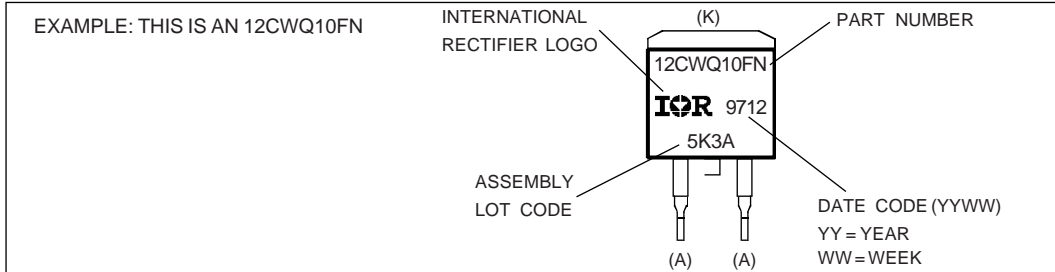
Fig. 7 - Max. Non-Repetitive Surge Current (Per Leg)

(2) Formula used: $T_c = T_j - (Pd + Pd_{REV}) \times R_{thJC}$;

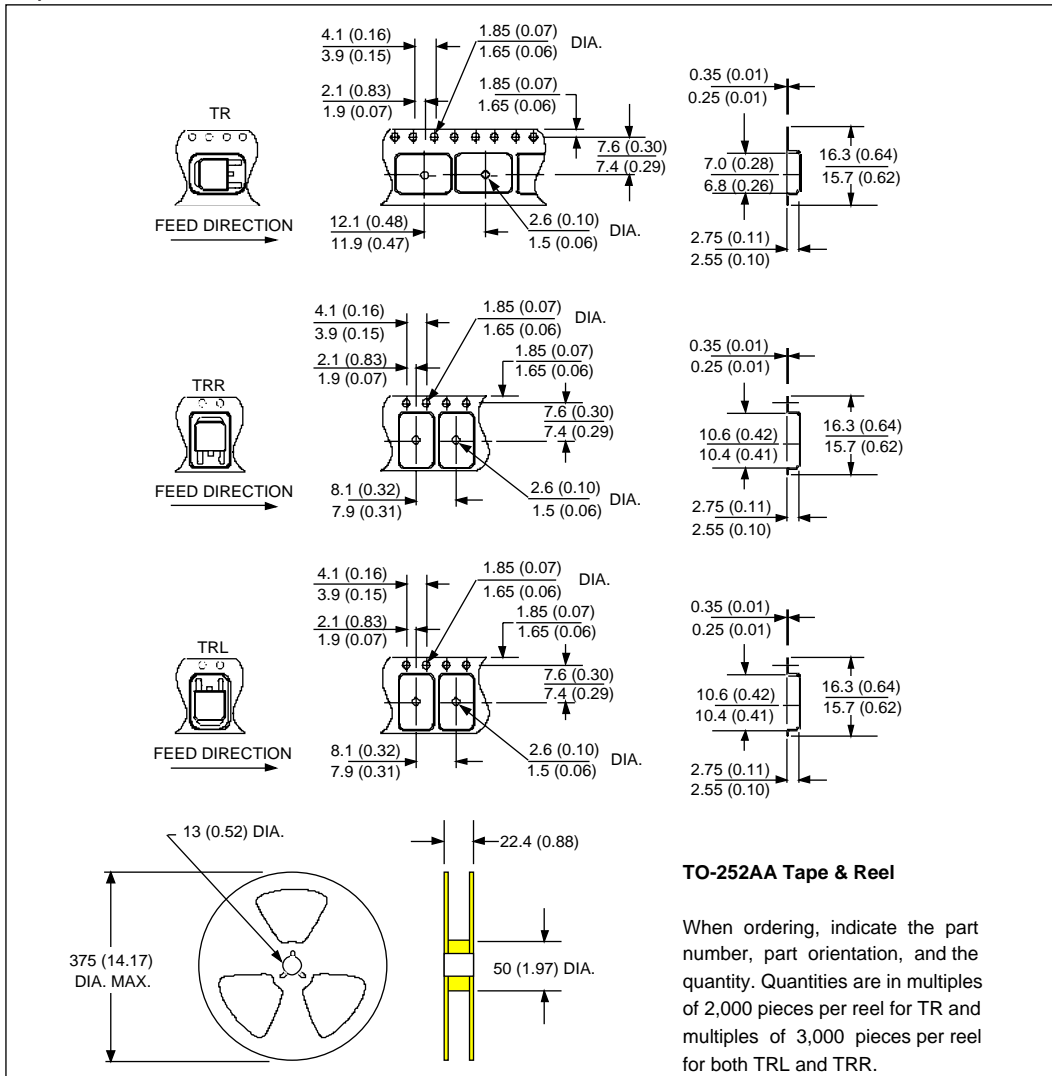
Pd = Forward Power Loss = $I_{F(AV)} \times V_{FM} @ (I_{F(AV)} / D)$ (see Fig. 6);

Pd_{REV} = Inverse Power Loss = $V_{R1} \times I_R (1 - D)$; $I_R @ V_{R1} = 80\%$ rated V_R

Marking Information



Tape & Reel Information



12CWQ10FN

Preliminary Data Sheet PD-20548 rev. A 05/98

International
IR Rectifier

International
IR Rectifier

WORLDHEADQUARTERS: 233 Kansas St., El Segundo, California 90245 U.S.A Tel: (310) 322-3331. Fax: (310) 322-3332.
EUROPEANHEADQUARTERS: Hurst Green, Oxted, Surrey RH8 9BB, U.K. Tel: ++ 44 1883 732020. Fax: ++ 44 1883 733408.
IR CANADA: 7231 Victoria Park Ave., Suite #201, Markham, Ontario L3R 2Z8. Tel: (905) 475 1897. Fax: (905) 475 8801.
IR GERMANY: Saalburgstrasse 157, 61350 Bad Homburg. Tel: ++ 49 6172 96590. Fax: ++ 49 6172 965933.
IR ITALY: Via Liguria 49, 10071 Borgaro, Torino. Tel: ++ 39 11 4510111. Fax: ++ 39 11 4510220.
IR FAR EAST: K&H Bldg., 2F, 30-4 Nishi-Ikebukuro 3-Chome, Toshima-Ku, Tokyo, Japan 171 Tel: 81 3 3983 0086 Fax: 81 3 3983 0642.
IR SOUTHEAST ASIA: 315 Outram Road, # 10-02 Tan Boon Liat Building, SINGAPORE 0316. Tel: 65 221 8371. Fax: 65 221 8372.

<http://www.irf.com>

Fax-On-Demand: +44 1883 733420

Data and specifications subject to change without notice

05/98